

## Junior Infants 2019/2020

Hello to all our students and families at home during this crisis. We are missing you all so much and can't wait to hear all your news and what you have been up to for the last 5 weeks. We know how hard it has been for everyone and how much you must be missing your friends and family members. We hope that you're all keeping well and looking after one another at home!

We have been putting our heads together from home and have tried to make things as easy as possible for you. We understand that families are under a lot of pressure and it is very hard to have a normal day at the moment. These are only suggestions and we really don't want to put pressure on anyone to get this all covered but I'm sure you'll be glad of some new ideas!

We would love to see your work through pictures or videos through our e-mail addresses -

Ms. Raymond- [LeanneRaymond@johnstowngns.ie](mailto:LeanneRaymond@johnstowngns.ie)

Ms. Reid- [AnneMarieReid@johnstowngns.ie](mailto:AnneMarieReid@johnstowngns.ie)

( Ms. Reids class can also continue to upload to seesaw)

Ms. Breen- [joannbreen@johnstowngns.ie](mailto:joannbreen@johnstowngns.ie)

kindest Regards,

L. Raymond, A-M.Reid & J.Breen.

Our Ideas for 20<sup>th</sup> April- 30<sup>th</sup> April 2020

## Literacy/ English

Our 'Letter of the Week' is  
'Z' (week 1) & 'W' (week 2)

Check out:

<https://www.youtube.com/watch?v=crDHEWnYGEI>  
<https://www.youtube.com/watch?v=PIDPegyV6XI>  
[https://www.youtube.com/watch?v=IDeUZy\\_iNT4](https://www.youtube.com/watch?v=IDeUZy_iNT4)

- Practice writing the lowercase Z/W
- Practice drawing/painting the letter Z/W and pictures of things beginning with the letter Z/W
- Colour/ highlight the letter Z/W in newspapers or magazines
- Cut out pictures of things that begin with Z/W

**Sight words-** new words 'they, do'

Below are all the sight words that we have covered to date. These are non-decodable words. You can use this list to cut up the words. Here are some ideas to help your child to learn to read these words:

- Play 'detective' and find words in books/magazines
- Make the words with magnetic letters
- Copy and cut up two sets of the words and play "go fish"
- Play hangman
- Write word leaving out one letter, guess the missing letter

the	he
was	be

I	are
she	we
me	said
to	you
your	come
some	they
do	

Our Over the Moon topic this month for Literacy is  
**'Emergency Services'**.

The Emergency Services theme begins on page 96. In the book you will also find activity pages for the words and letters covered to date. **If you don't have a printer at home, you can always write over the screen with the toolbox at the top of your screen (it's a little notepad and pen symbol)!**

Here is a link to the Over the Moon Skills Book:

<https://content.yudu.com/web/1yssw/OA224cw/OTMSBJnrInfs/html/index.html?page=100&origin=reader>

Below are links to the story from Over the Moon, which you can read and discuss at home. Clicking the play button on each will

allow the girls to listen to an extended, read aloud version of the story.

<https://content.yudu.com/web/1yssw/OA224cw/OTMJIGS8/html/index.html?refUrl=https%253A%252F%252Fwww.gillexplore.ie%252Fgill-explore-resources%252Fover-the-moon-junior-infants-skills-book>

A great video for showing some of the Emergency Services at work is **Topsy and Tim** on Youtube...

<https://www.youtube.com/watch?v=ZpQoZIWdvlg>

**Activity:**

We would love to see a picture of your favourite Emergency Service man or woman or a hero you look up to at home! especially if somebody in your family is on the front line at the moment! Simply draw a picture and title it 'My Hero' by \_\_\_\_\_

## **Gaeilge**

We are using Bua na Cainte in school. However, Folens has given access to all parents and teachers of their online resources.

The book is 'Abair Liom'

Simply register as a teacher using this link

<https://www.folensonline.ie/registration>

and use the roll number: **Prim20**

Encourage the girls to practice the songs and rhymes we have learned in Gaeilge as well like - Rolai polai, Humptai Dumptai, La le padraig,

**Another great website is**

<https://www.seideansi.ie/naionain-bheaga.php>

Cula4 are also beginning classes

<https://www.cula4.com/en/shows/cula4-ar-scoil/>

## **Numeracy/ Maths**

We would like you all to revise numbers 1-4. Practice counting forwards and backwards 1-20 clapping, stamping, clicking,

bouncing a ball, drop pennies into a bucket/bowl (pick a number and see what number you land on), play hopscotch...

These are our writing numbers rhymes:

- 1- a straight line down is very quick
- 2- half a heart will never do, slide to the right to make a 2
- 3- around and around goes the number 3
4. down, across and down again.
5. down, around and put a hat on

We would also like you to start the number 5 in depth and include the numbers we've covered already.

Check out- [How to write numbers. How to write the number 5.](#)  
[How to write the number five.](#)

Make the number 5 with playdough, write the number 5 in sand, with chalk or practice with your crayons.

Begin making sets of 1, 2, 3, 4 and 5 with anything you can find around your house- spoons, lego, pasta.. **ANYTHING GOES!**

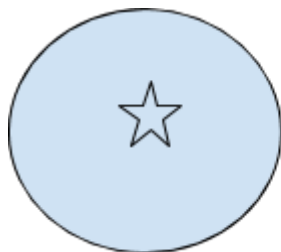
**Partition the numbers 1-5**

for example

1 and 4 make 5

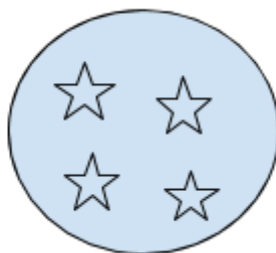
4 and 1 make 5

2 and 3 make 5 etc




1

and



4

make



5

**Sing along to songs:**

Five Little Ducks and Five Little Monkeys..

<https://www.youtube.com/watch?v=pZw9veQ76fo>

<https://www.youtube.com/watch?v=Oj6AZhZFb7A>

You will find our maths book by following this link:

<https://my.cjfallon.ie/preview/student/7386/5>

### Useful Maths websites-

Topmarks.co.uk, busythings.co.uk (free trial)

### Extra Ideas

Play is still a very important part of the children's learning. Some suggestions that fit within the Emergency Services theme are:

- Imaginative play based on the Garda Station, Fire Station or Ambulance Service
- Designing new uniforms for the emergency services
- Using toy cars to paint. The girls can dip the wheels in paint and roll them across a page to create different patterns
- Using blocks or lego to bring imaginative play and ideas relating to the Emergency Services to life. This is also great for story telling
  
- RTE school Hub broadcast daily.
- Joe Wicks the body coach- P.E with Joe
- <https://www.youtube.com/user/thebodycoach1/videos>
- Fiona's art class on facebook is also amazing or she has videos on youtube  
<https://www.youtube.com/channel/UC1qczyaIikHY7Wqkbke4H8g>
- Cosmic yoga kids on youtube

- gonoodle is also fantastic
- A diary using a blank copybook would also be great to look back on! Pictures is enough/ cut out pictures of things you have done already
- **Project idea-** The Lifecycle of a Frog


Video Come Outside- Frogs

<https://www.youtube.com/watch?v=LNOClvscCVk>

Activity

## Frog Life Cycle

Can you put the pictures in the correct order?



Download here > [frog-life-cycle-activity- ver 4.pdf](#)

